

## SPECIFICATIONS

	LL-560	LL-570	LL-585	LL-450	LL-595	LL-590	LL-510P	LL-510S
<b>Seat-To-Floor:</b>	19" (W20)	20" (W20)	20"	20"	20"	22"	18"	19"
<b>Seat Depth:</b>	18" (W22)	20" (W20)	20"	20"	20"	22"	18"	19"
<b>Seat Width:</b>	18" (W22)	20" (W22)	20"	20"	22"	26"	18"	19"
<b>Top of Back to Seat:</b>	24" (W24.5)	26.5" (W28)	26"	27"	25"	26"	25"	25"
<b>Distance From Wall:</b>	16.5" (W19)	16"	18"	17"	17.5"	18"	16"	16"
<b>Overall Chair Width:</b>	34" (W38)	36" (W38)	36"	38"	37"	42.5"	34"	34"
<b>Chair Weight:</b>	115 lbs. (W121 lbs.)	117 lbs. (W123 lbs.)	120 lbs.	119 lbs.	125 lbs.	136 lbs.	112 lbs.	112 lbs.

	LL-510M	LL-510L	LL-550S	LL-550M	LL-550L
<b>Seat-To-Floor:</b>	20"	21"	19"	19"	20"
<b>Seat Depth:</b>	20"	22"	18"	20"	22"
<b>Seat Width:</b>	20"	23"	19"	21"	23"
<b>Top of Back to Seat:</b>	27"	29"	26"	27"	28"
<b>Distance From Wall:</b>	18"	19"	19"	19"	19"
<b>Overall Chair Width:</b>	35"	37"	36.5"	38"	41"
<b>Chair Weight:</b>	116.5 lbs.	123 lbs.	117 lbs.	119 lbs.	120 lbs.

Note: Measurements may vary +/- 1".  
Specifications subject to change without prior notice.

## BENEFITS

- Engineered furniture grade laminate/hardwood frame
- Quiet & smooth lift system
- Heavy-duty lift actuator & scissor mechanism
- Standard head and arm covers
- Fire retardant (California specifications; bulletin 117)
- Standard, large dual pockets
- Removable back - no tools required
- 375 lbs. weight capacity
- Integrated battery backup in case of power failure
- Transformer features self-diagnostic electronics with 12' cord
- Lifetime warranty on steel lift frame
- 7-year pro-rated warranty

## OPTIONS<sup>1</sup>

Additional lead-time may apply for some options.

- Heat & massage
- Residential cleaning kit
- Head pillow
- Lumbar pillow
- Protective pad
- Non-skid leg levelers
- Leather/vinyl wipes
- Footrest extension available on LL-450, LL-510M, LL-510L, LL-570 & LL-585

<sup>1</sup> Additional charges apply for all options.

**Pride Lift Chairs**  
Experience the Luxury



# ELEGANCE COLLECTION

# ELEGANCE COLLECTION

Pride® Elegance Collection Lift Chairs are designed to be the ultimate in lift chair comfort, style and performance. Available in several beautiful fabrics and styles to fit any décor, Pride Elegance Lift Chairs also feature a 7-year pro-rated warranty and head & arm covers. The state-of-the-art lift system utilized in Pride Elegance Lift Chairs will recline you further back than any other lift chair, providing wonderful sleeping relaxation. Plus, Pride Lift Chairs are equipped with an emergency battery backup system<sup>1</sup> should the power fail in your home.

## ELEGANCE COLLECTION LIFT CHAIR DESCRIPTIONS

**LL-560**  
3-position, small chaise lounger  
LL-560W available with 22" seat width

**LL-570<sup>3</sup>**  
3-position, medium chaise lounger  
LL-570W available with 22" seat width

**LL-585<sup>3</sup>**  
3-position, medium chaise lounger

**LL-450<sup>3</sup>**  
3-position, medium chaise lounger  
LL-450W available with 22" seat width

**LL-595**  
3-position, medium chaise lounger

**LL-590 Oasis**  
3-position, large wide chaise lounger

**LL-510P** *LL-510 Series*  
3-position, petite chaise lounger

**LL-510S** *LL-510 Series*  
3-position, small chaise lounger

**LL-510M<sup>3</sup>** *LL-510 Series*  
3-position, medium chaise lounger

**LL-510L<sup>3</sup>** *LL-510 Series*  
3-position, large chaise lounger

**LL-550S** *LL-550 Series*  
3-position, small chaise lounger

**LL-550M** *LL-550 Series*  
3-position, medium chaise lounger

**LL-550L** *LL-550 Series*  
3-position, large chaise lounger

## AVAILABLE FABRICS


### STANDARD FABRICS



### OPTIONAL FABRICS




### PADDED-SUEDE




### NEW LEXIS VINYL




### PLUSH VELVET COLLECTION




### ULTRAFABRICS® ULTRALEATHER™ COLORS



### NEW CRYPTON® SUPER FABRICS - SMART SUEDE<sup>2</sup>



### WINDSOR MICRO-SUEDE COLLECTION



## ELEGANCE COLLECTION LIFT CHAIR MODELS



LL-560	LL-570 <sup>3</sup>	LL-585 <sup>3</sup>	LL-450 <sup>3</sup>	LL-595	LL-590
Pillow-back Design Shown in Espresso	Pillow-back Design Shown in Moss	Biscuit-back Design Shown in Wheat	Split-back Design Shown in Wine	Sewn Pillow-back Design Shown in New Khaki	Shell-back Design Shown in Raspberry

### LL-510 Series



LL-510P	LL-510S	LL-510M <sup>3</sup>	LL-510L <sup>3</sup>
Contemporary Pillow-back Design Shown in Wine	Contemporary Pillow-back Design Shown in Moss	Contemporary Pillow-back Design Shown in Wheat	Contemporary Pillow-back Design Shown in Wine

### LL-550 Series



LL-550S	LL-550M	LL-550L
Split-back Design Shown in Oatmeal	Split-back Design Shown in Almond	Split-back Design Shown in Oatmeal

**PRIDE QUICK SHIP**  
Look for the Quick Ship Indicator for the shortest lead-times available.

**PLEASE NOTE:**  
• 3-position is a full recline  
• 2-position is a TV recline

- Batteries not included.
- 5-year warranty.
- Available with optional footrest extension.

